

Importance of Pre-Exam Screening & Dilation

These services help our doctors check your eye health. They are recommended around every 2 years, more often if you have eye health concerns.

The Routine Eye Examination (\$75) includes a prescription for eyeglasses and a basic, undilated eye health evaluation. As your eye care team, we suggest two other services, **Pre-Exam Screening** and **Dilation**, that can help us detect eye health issues and maintain your good vision.

See the next page for helpful images and further descriptions.

The **Pre-Exam Screening** uses the **Maestro OCT** to take both a photo and a scan of the retina and other structures in the *central back area* of your eyes that are essential for good vision. It also provides computer analysis and a comparison with normal expectations. This testing is quick, painless, does not touch your eyes and can be done without dilation.

These pre-exam screening photos and scans allow us to view your eyes in ways that are not possible during a routine eye exam and can help your eye doctor today to detect early signs of eye problems such as macular degeneration, glaucoma, diabetic retinopathy and other diseases. Additionally, comparing today's photos and scans with future testing can be very helpful in determining if unwanted changes are happening with your eyes as you age.



Maestro OCT

Pre-Exam Screening costs \$38 for the equipment and time involved with photo and scan capture and viewing.

Dilation is when drops are put on your eyes that make your pupils large. This allows the doctor to have a more detailed and clear view inside your eyes, and to view the *far peripheral areas* inside your eyes where many eye diseases, such as retinal holes, tears, detachments and tumors can occur. These and other serious conditions usually occur without symptoms in the early stages when they are more successfully treatable.

Even if you are not having symptoms or a current eye health concern, you should have your eyes dilated if this is your first eye exam in our office or if it has been two or more years since the last time your eyes were dilated.

Some, but not all, of the additional reasons why your eyes should be dilated:

- You have had visual symptoms such as flashes, floaters, curtain/shadow closing in your vision and/or any sudden loss of central or peripheral vision.
- You have, or are having symptoms suggesting retinal problems, glaucoma, cataracts, diabetes, ...

Dilation with a Routine Eye Exam costs \$29 for the extra drops, procedures and equipment involved. Your near vision will likely be blurry. Distance vision will likely be blurry, hazy and brighter, but we will give you sunglasses and most dilated patients see well enough to drive with caution. The effects usually last 3-4 hours.

If you have any other questions about **Pre-Exam Screening** or **Dilation**, please ask. Once you read and understand the above please mark your choices and initial on the area that looks like this:

Sample:

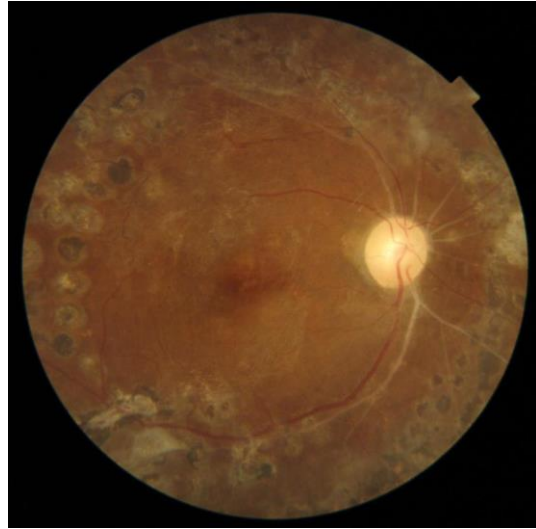
Patient read &/or told and understands importance of these services:
Patient wants **Pre-Exam Screening:** Yes / No
Patient wants **Dilation:** Yes / No Patient Init: PM / OD:

Importance of Pre-Exam Screening & Dilation

The **Maestro OCT** can take high quality photos of the back part of the eye:

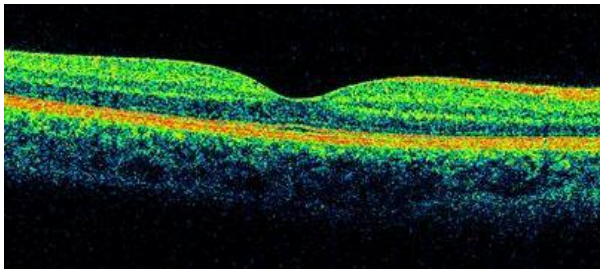


Healthy Eye Photo

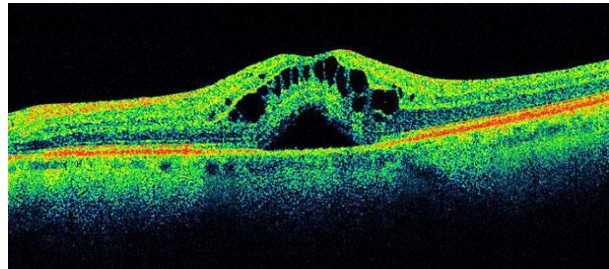


Diseased Eye Photo

The **Maestro OCT** also can take scans that show the health of different layers of the retina:



Healthy Eye Scan



Diseased Eye Scan

